

Signify Classified - Internal
Cooper Lighting Solutions Photometric Lab
1121 Highway 74 South
Peachtree City, GA 30269



Scaled data based on original data using
LM-79-08 Approved Method: Electrical and Photometric Measurements of Solid-
State Lighting Products

Test Report Prepared for
Cooper Lighting Solutions
(formerly Eaton)

Brand: McGRAW-EDISON

Report Number: P823445

Luminaire Tested: **TTN-D3-735-U-WQ**

Issue Date: 4/16/2024

Test Information

Test Method: LM-79-08
Report Number: P823445
TEST IS SCALED FROM IESNA LM-79-08 TEST DATA (G2-2312-254-7)
Test Lab: INNOVATION CENTER
Issue Date: 4/16/2024
Manufacturer: COOPER LIGHTING SOLUTIONS (FORMERLY EATON)
Product Line: MCGRAW-EDISON
Catalog Number: TTN-D3-735-U-WQ
Description: TOPTIER NANO LED PARKING GARAGE LUMINAIRE
3500K, 70 CRI LEDS AND WIDE DISTRIBUTION
Light Source: -
Ballast/Driver: -

Summary

Lumens per Lamp: N/A
Luminaire Lumens: 6669 lumens
Efficiency: N/A
Efficacy: 112.7 lumens/watt
Luminous Opening: Circular (Dia: 0.71' x H: 0')
IES Classification: Type V - Short
BUG Rating: B3 - U0 - G2

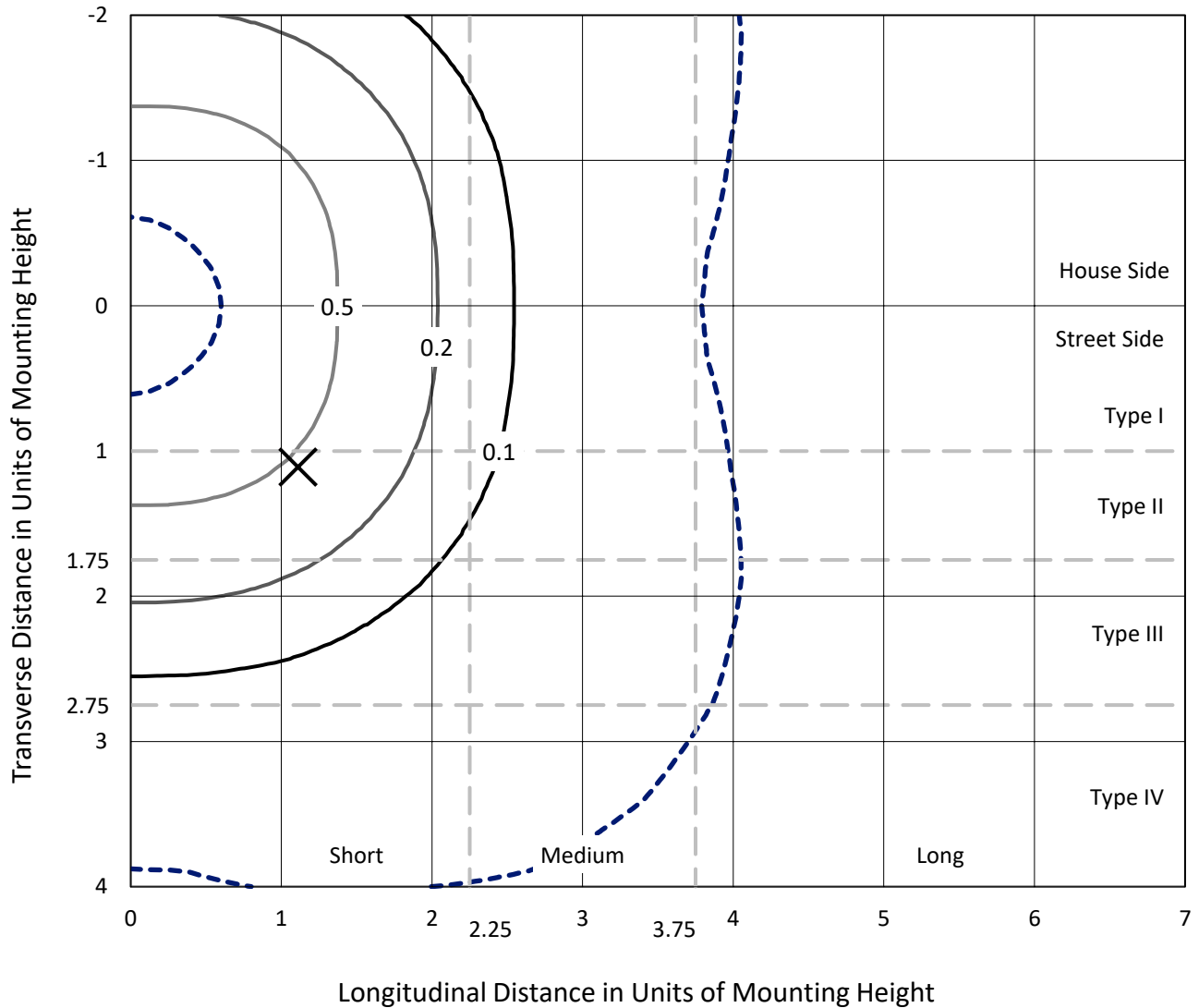
Input Watts (W): 59.2
Input Voltage (V): NR
Input Current (Ain): NR
Voltage Rise (V): NR
Power Factor: NR
Total Harmonic Distortion (THDi): NR
Frequency (hertz): 60
Stabilization Time: NR
Operation Time: NR
Ambient Temperature (°C): NR
Test Distance: 24 FT



REPORT NUMBER: P823445
 CATALOG NUMBER: TTN-D3-735-U-WQ

Iso-Footcandle Lines of Horizontal Illumination

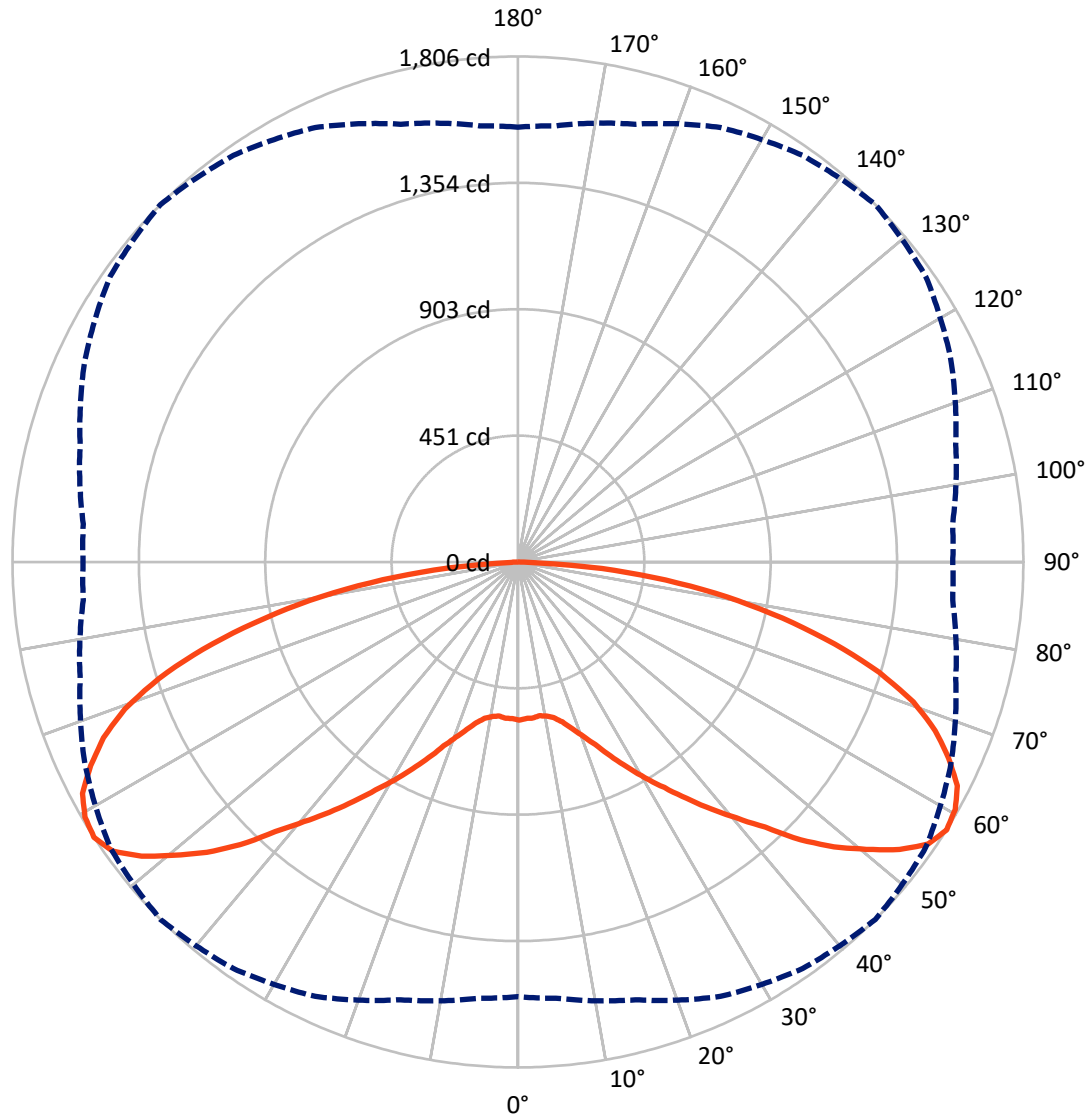
✕ Max cd
 - - - 1/2 Max cd



Based on 25 foot mounting height. Maximum calculated value = 0.9 fc
 Type V - Short - N/A

REPORT NUMBER: P823445
CATALOG NUMBER: TTN-D3-735-U-WQ

Luminous Intensity Polar Plot



— Vertical Plane Through 45-Deg Lateral - - - Horizontal Cone Through 57.5-Deg Vertical

REPORT NUMBER: P823445

CATALOG NUMBER: TTN-D3-735-U-WQ

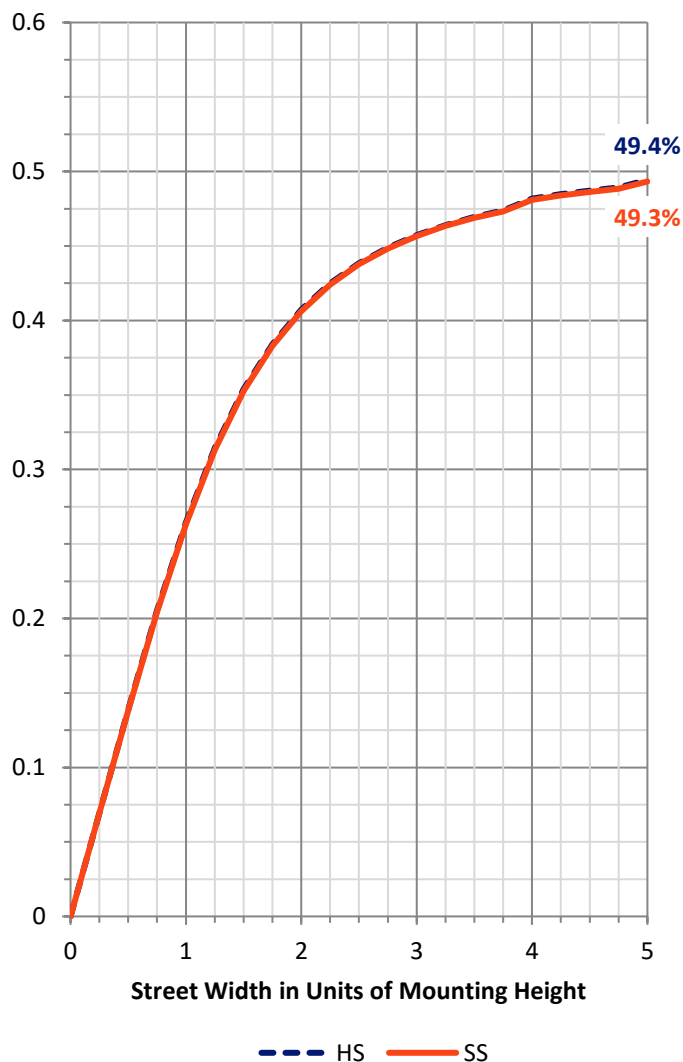
FLUX DISTRIBUTION:

		Downward	Upward	Total
House Side	Lumens	3334.5	0.0	3334.5
	% Fixture	50.0	0.0	50.0
Street Side	Lumens	3334.5	0.0	3334.5
	% Fixture	50.0	0.0	50.0
Total	Lumens	6669.0	0.0	6669.0
	% Fixture	100.0	0.0	100.0

ZONAL LUMENS:

Zone	Lumens	% Fixture
0°-10°	53.1	0.8
10°-20°	169.6	2.5
20°-30°	355.8	5.3
30°-40°	645.4	9.7
40°-50°	1052.2	15.8
50°-60°	1472.7	22.1
60°-70°	1537.5	23.1
70°-80°	1098.5	16.5
80°-90°	284.2	4.3
90°-100°	0.0	0.0
100°-110°	0.0	0.0
110°-120°	0.0	0.0
120°-130°	0.0	0.0
130°-140°	0.0	0.0
140°-150°	0.0	0.0
150°-160°	0.0	0.0
160°-170°	0.0	0.0
170°-180°	0.0	0.0
0°-90°	6669.0	100.0
0°-180°	6669.0	100.0

Coefficient of Utilization



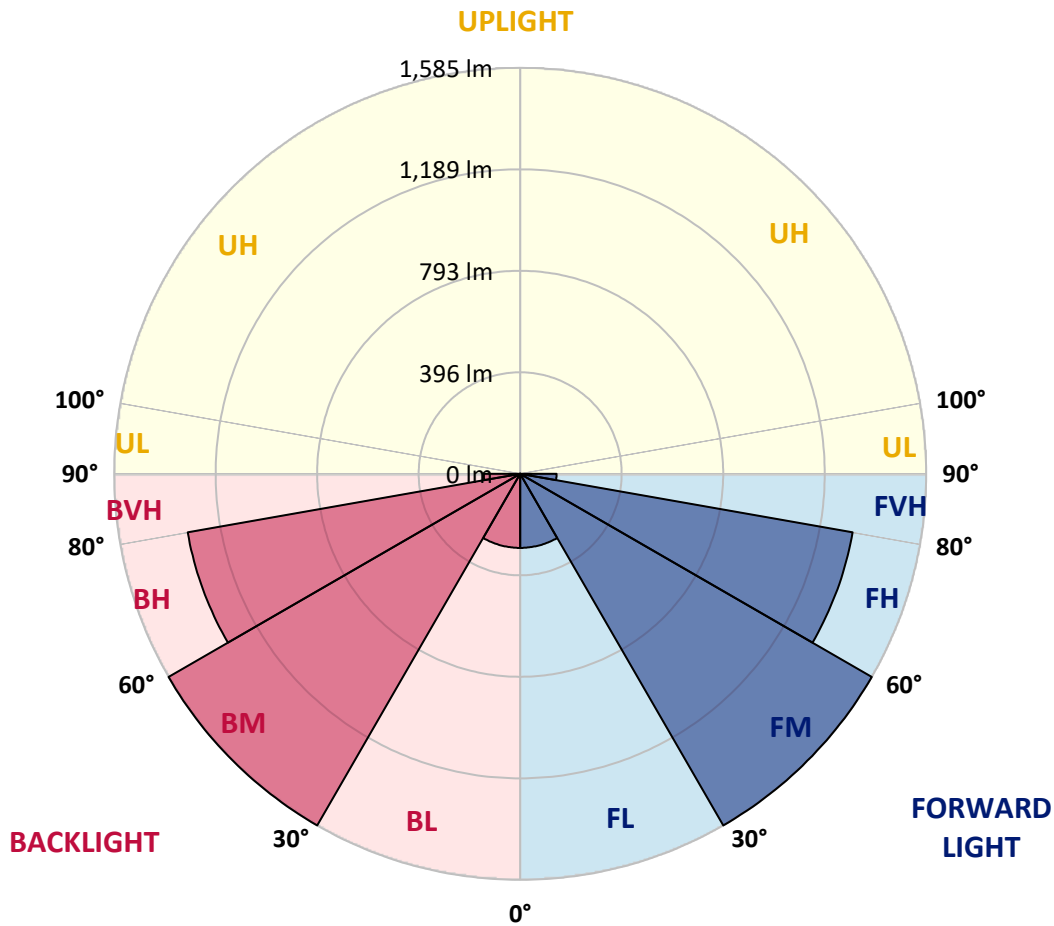
REPORT NUMBER: P823445
 CATALOG NUMBER: TTN-D3-735-U-WQ

LUMINAIRE CLASSIFICATION SYSTEM LUMEN TABLE AND BUG RATING:

Zone	Lumens	% Fixture	Zone Rating/Lumen Limit		
			B	U	G
FL (0°-30°)	289.2	4.3			
FM (30°-60°)	1585.2	23.8			
FH (60°-80°)	1318.0	19.8			G1/1800
FVH (80°-90°)	142.1	2.1			G2/225
BL (0°-30°)	289.2	4.3	B1/500		
BM (30°-60°)	1585.2	23.8	B2/2500		
BH (60°-80°)	1318.0	19.8	B3/2500		G1/1800
BVH (80°-90°)	142.1	2.1			G2/225
UL (90°-100°)	0.0	0.0		U0/0	
UH (100°-180°)	0.0	0.0		U0/0	

BUG Rating: B3-U0-G2

Type V Short





REPORT NUMBER: P823445
 CATALOG NUMBER: TTN-D3-735-U-WQ

CANDELA DISTRIBUTION (FULL):

	0°	5°	15°	25°	35°	45°	55°	65°	75°	85°	90°
0°	565.3	565.3	565.3	565.3	565.3	565.3	565.3	565.3	565.3	565.3	565.3
2.5°	559.8	559.8	559.8	559.8	559.8	559.8	559.8	559.8	559.8	559.8	559.8
5°	559.8	559.8	559.8	559.8	559.8	559.8	559.8	559.8	559.8	559.8	559.8
7.5°	548.8	548.8	554.3	554.3	554.3	554.3	554.3	554.3	554.3	554.3	554.3
10°	548.8	548.8	554.3	554.3	559.8	559.8	559.8	554.3	554.3	548.8	548.8
12.5°	559.8	559.8	559.8	565.3	570.8	570.8	570.8	565.3	565.3	559.8	559.8
15°	576.3	581.8	581.8	587.2	592.7	592.7	592.7	587.2	587.2	581.8	581.8
17.5°	609.2	609.2	609.2	614.7	620.2	625.7	625.7	614.7	614.7	609.2	614.7
20°	642.1	647.6	647.6	653.1	658.6	664.1	658.6	653.1	647.6	647.6	647.6
22.5°	691.5	691.5	697.0	697.0	708.0	708.0	708.0	697.0	697.0	697.0	697.0
25°	746.4	746.4	751.9	757.4	768.4	768.4	762.9	751.9	751.9	751.9	757.4
27.5°	812.3	812.3	817.7	817.7	828.7	828.7	823.2	817.7	817.7	817.7	823.2
30°	872.6	872.6	883.6	889.1	894.6	894.6	894.6	883.6	883.6	878.1	878.1
32.5°	927.5	933.0	938.5	955.0	965.9	960.4	965.9	955.0	944.0	938.5	938.5
35°	987.9	993.4	1004.3	1020.8	1037.3	1037.3	1037.3	1020.8	1009.8	998.9	1004.3
37.5°	1059.2	1059.2	1075.7	1092.2	1114.1	1119.6	1114.1	1097.6	1081.2	1070.2	1070.2
40°	1136.1	1136.1	1152.5	1169.0	1196.4	1201.9	1196.4	1174.5	1152.5	1147.0	1147.0
42.5°	1212.9	1212.9	1234.9	1251.3	1284.2	1295.2	1284.2	1256.8	1234.9	1218.4	1223.9
45°	1295.2	1300.7	1328.2	1361.1	1399.5	1416.0	1399.5	1366.6	1333.6	1300.7	1300.7
47.5°	1388.5	1388.5	1421.5	1459.9	1503.8	1520.2	1498.3	1465.4	1421.5	1394.0	1394.0
50°	1448.9	1454.4	1498.3	1547.7	1602.6	1613.5	1597.1	1547.7	1498.3	1459.9	1454.4
52.5°	1509.3	1514.8	1564.1	1635.5	1690.4	1706.8	1684.9	1635.5	1564.1	1514.8	1514.8
55°	1547.7	1558.7	1613.5	1690.4	1750.7	1778.2	1745.3	1690.4	1608.1	1553.2	1547.7
57.5°	1553.2	1564.1	1619.0	1712.3	1772.7	1805.6	1778.2	1706.8	1619.0	1558.7	1553.2
60°	1542.2	1547.7	1602.6	1701.4	1772.7	1794.7	1772.7	1695.9	1597.1	1547.7	1536.7
62.5°	1514.8	1525.7	1580.6	1662.9	1745.3	1761.7	1739.8	1657.4	1575.1	1514.8	1503.8
65°	1426.9	1437.9	1520.2	1602.6	1673.9	1690.4	1673.9	1602.6	1514.8	1426.9	1416.0
67.5°	1328.2	1333.6	1416.0	1514.8	1580.6	1608.1	1580.6	1520.2	1410.5	1328.2	1317.2
70°	1223.9	1229.4	1295.2	1399.5	1465.4	1498.3	1470.8	1405.0	1289.7	1218.4	1212.9
72.5°	1103.1	1103.1	1169.0	1251.3	1317.2	1350.1	1328.2	1245.8	1158.0	1086.7	1075.7
75°	938.5	944.0	1015.3	1075.7	1147.0	1169.0	1147.0	1081.2	998.9	927.5	916.5
77.5°	768.4	773.8	834.2	883.6	949.5	965.9	949.5	894.6	817.7	757.4	751.9
80°	581.8	587.2	636.6	680.5	735.4	757.4	740.9	686.0	625.7	570.8	554.3
82.5°	378.7	384.2	433.6	466.5	515.9	532.4	521.4	472.0	422.6	367.7	362.2
85°	170.1	175.6	219.5	247.0	285.4	301.9	290.9	247.0	208.6	159.2	148.2
87.5°	16.5	16.5	16.5	16.5	16.5	22.0	22.0	16.5	16.5	16.5	16.5
90°	0.0	0.0	0.0	0.0	0.0	0.0	0.0	0.0	0.0	0.0	0.0

Cooper Lighting Solutions Photometric Lab
1121 Highway 74 South
Peachtree City, GA 30269



LM-79-2019: Approved Method: Electrical and Photometric Measurements of Solid-State Lighting Products

Report Prepared for

Cooper Lighting Solutions

MCGRAW EDISON

Report Number: SP1-2411-284-1

Test Date: 11/15/2024

Luminaire Tested: TTN-D0-735-U-WQ

Data in this report applies to TT and TTN families of products

Test Information

Test Method: LM-79-2019
 Report Number: SP1-2411-284-1
 Test Lab: COOPER LIGHTING SOLUTIONS
 Photometer: SP1 - 76IN SPHERE
 Measurement Geometry: 4π
 Issue Date: 11/15/2024
 Manufacturer: COOPER LIGHTING SOLUTIONS
 Product Line: MCGRAW EDISON
 Catalog Number: **TTN-D0-735-U-WQ**
 Description: TOPTIER NANO LED PARKING GARAGE LUMINAIRE. 3500K, 70 CRI LEDS AND WIDE DISTRIBUTION

Spectral Parameters

CCT (K): 3405
 CIE u': 0.2365
 CIE v': 0.5180
 Duv: 0.0036
 CIE x: 0.4148
 CIE y: 0.4038
 CIE z: 0.1814
 Peak Wavelength (nm): 596
 Dominant Wavelength (nm): 579
 Purity: 45.70672
 Rf: 76.6
 Rg: 95.4

CRI (Ra):	73.9		
R1:	71.3	R9:	-18.0
R2:	80.3	R10:	53.1
R3:	87.8	R11:	68.6
R4:	73.2	R12:	42.6
R5:	69.8	R13:	72.5
R6:	71.8	R14:	92.7
R7:	82.8	R15:	64.3
R8:	54.1		



Test Conditions

Stabilization Time: 38M
 Operation Time: 1H 38M
 Sphere Temperature (°C): 24.9

REPORT NUMBER: SP1-2411-284-1

Measurement and Test Equipment			
Instrument	Identification Number	Calibration Date	Calibration Due Date
Photometer	IN0058	6/18/2024	12/18/2024
Power Meter	INXT2011004	2/8/2024	2/8/2025
AC Power Source	IN0063	10/22/2024	10/22/2025
DC Power Source	IN0208	10/22/2024	10/22/2025
Sphere Thermometer	IN0085	10/22/2024	10/22/2025
Room Thermometer	IN0046	10/22/2024	10/22/2025

REPORT NUMBER: SP1-2411-284-1

CIE 1931 Chromaticity Diagram



CIE 1931 Chromaticity Diagram with 2017 ANSI 7-Step and 4-Step Quadrangles



Point lies inside the ANSI 3500K 4-step quadrangle

REPORT NUMBER: SP1-2411-284-1

Photopic Flux vs. Wavelength



Photopic Lumens: NR

λ (nm)	Power W [^] /nm	Lumens (ϕ /nm)	λ (nm)	Power W [^] /nm	Lumens (ϕ /nm)	λ (nm)	Power W [^] /nm	Lumens (ϕ /nm)	λ (nm)	Power W [^] /nm	Lumens (ϕ /nm)	λ (nm)	Power W [^] /nm	Lumens (ϕ /nm)
360	0	NR	490	119	NR	620	846	NR	750	28	NR	880	1	NR
365	0	NR	495	160	NR	625	793	NR	755	25	NR	885	0	NR
370	0	NR	500	225	NR	630	739	NR	760	22	NR	890	0	NR
375	0	NR	505	308	NR	635	681	NR	765	19	NR	895	0	NR
380	0	NR	510	392	NR	640	623	NR	770	16	NR	900	0	NR
385	0	NR	515	474	NR	645	563	NR	775	14	NR	905	0	NR
390	0	NR	520	545	NR	650	506	NR	780	12	NR	910	0	NR
395	1	NR	525	603	NR	655	451	NR	785	10	NR	915	0	NR
400	3	NR	530	649	NR	660	399	NR	790	9	NR	920	0	NR
405	5	NR	535	687	NR	665	352	NR	795	8	NR	925	0	NR
410	11	NR	540	721	NR	670	307	NR	800	6	NR	930	0	NR
415	21	NR	545	751	NR	675	268	NR	805	6	NR	935	0	NR
420	43	NR	550	779	NR	680	234	NR	810	5	NR	940	0	NR
425	88	NR	555	811	NR	685	203	NR	815	4	NR	945	0	NR
430	163	NR	560	843	NR	690	176	NR	820	4	NR	950	0	NR
435	288	NR	565	873	NR	695	152	NR	825	3	NR	955	0	NR
440	416	NR	570	907	NR	700	131	NR	830	3	NR	960	0	NR
445	566	NR	575	938	NR	705	112	NR	835	3	NR	965	0	NR
450	810	NR	580	965	NR	710	96	NR	840	2	NR	970	0	NR
455	669	NR	585	986	NR	715	81	NR	845	2	NR	975	0	NR
460	338	NR	590	997	NR	720	69	NR	850	2	NR	980	0	NR
465	246	NR	595	997	NR	725	58	NR	855	1	NR	985	0	NR
470	182	NR	600	991	NR	730	49	NR	860	1	NR	990	0	NR
475	115	NR	605	968	NR	735	42	NR	865	1	NR	995	0	NR
480	97	NR	610	939	NR	740	37	NR	870	1	NR	1000	0	NR
485	103	NR	615	896	NR	745	32	NR	875	1	NR			

REPORT NUMBER: SP1-2411-284-1

Scotopic Flux vs. Wavelength



Scotopic Lumens: NR

S/P: 1.33

λ (nm)	Power W [^] /nm	Lumens (φ/nm)	λ (nm)	Power W [^] /nm	Lumens (φ/nm)	λ (nm)	Power W [^] /nm	Lumens (φ/nm)	λ (nm)	Power W [^] /nm	Lumens (φ/nm)	λ (nm)	Power W [^] /nm	Lumens (φ/nm)
360	0	NR	490	119	NR	620	846	NR	750	28	NR	880	1	NR
365	0	NR	495	160	NR	625	793	NR	755	25	NR	885	0	NR
370	0	NR	500	225	NR	630	739	NR	760	22	NR	890	0	NR
375	0	NR	505	308	NR	635	681	NR	765	19	NR	895	0	NR
380	0	NR	510	392	NR	640	623	NR	770	16	NR	900	0	NR
385	0	NR	515	474	NR	645	563	NR	775	14	NR	905	0	NR
390	0	NR	520	545	NR	650	506	NR	780	12	NR	910	0	NR
395	1	NR	525	603	NR	655	451	NR	785	10	NR	915	0	NR
400	3	NR	530	649	NR	660	399	NR	790	9	NR	920	0	NR
405	5	NR	535	687	NR	665	352	NR	795	8	NR	925	0	NR
410	11	NR	540	721	NR	670	307	NR	800	6	NR	930	0	NR
415	21	NR	545	751	NR	675	268	NR	805	6	NR	935	0	NR
420	43	NR	550	779	NR	680	234	NR	810	5	NR	940	0	NR
425	88	NR	555	811	NR	685	203	NR	815	4	NR	945	0	NR
430	163	NR	560	843	NR	690	176	NR	820	4	NR	950	0	NR
435	288	NR	565	873	NR	695	152	NR	825	3	NR	955	0	NR
440	416	NR	570	907	NR	700	131	NR	830	3	NR	960	0	NR
445	566	NR	575	938	NR	705	112	NR	835	3	NR	965	0	NR
450	810	NR	580	965	NR	710	96	NR	840	2	NR	970	0	NR
455	669	NR	585	986	NR	715	81	NR	845	2	NR	975	0	NR
460	338	NR	590	997	NR	720	69	NR	850	2	NR	980	0	NR
465	246	NR	595	997	NR	725	58	NR	855	1	NR	985	0	NR
470	182	NR	600	991	NR	730	49	NR	860	1	NR	990	0	NR
475	115	NR	605	968	NR	735	42	NR	865	1	NR	995	0	NR
480	97	NR	610	939	NR	740	37	NR	870	1	NR	1000	0	NR
485	103	NR	615	896	NR	745	32	NR	875	1	NR			

REPORT NUMBER: SP1-2411-284-1

Melanopic Flux vs. Wavelength



Melanopic Lumens: NR

M/P: 2.47

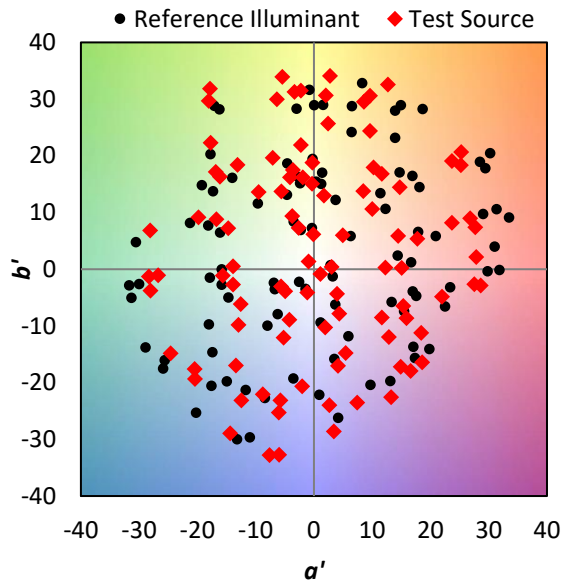
λ (nm)	Power W [^] /nm	Lumens (φ/nm)	λ (nm)	Power W [^] /nm	Lumens (φ/nm)	λ (nm)	Power W [^] /nm	Lumens (φ/nm)	λ (nm)	Power W [^] /nm	Lumens (φ/nm)	λ (nm)	Power W [^] /nm	Lumens (φ/nm)
360	0	NR	490	119	NR	620	846	NR	750	28	NR	880	1	NR
365	0	NR	495	160	NR	625	793	NR	755	25	NR	885	0	NR
370	0	NR	500	225	NR	630	739	NR	760	22	NR	890	0	NR
375	0	NR	505	308	NR	635	681	NR	765	19	NR	895	0	NR
380	0	NR	510	392	NR	640	623	NR	770	16	NR	900	0	NR
385	0	NR	515	474	NR	645	563	NR	775	14	NR	905	0	NR
390	0	NR	520	545	NR	650	506	NR	780	12	NR	910	0	NR
395	1	NR	525	603	NR	655	451	NR	785	10	NR	915	0	NR
400	3	NR	530	649	NR	660	399	NR	790	9	NR	920	0	NR
405	5	NR	535	687	NR	665	352	NR	795	8	NR	925	0	NR
410	11	NR	540	721	NR	670	307	NR	800	6	NR	930	0	NR
415	21	NR	545	751	NR	675	268	NR	805	6	NR	935	0	NR
420	43	NR	550	779	NR	680	234	NR	810	5	NR	940	0	NR
425	88	NR	555	811	NR	685	203	NR	815	4	NR	945	0	NR
430	163	NR	560	843	NR	690	176	NR	820	4	NR	950	0	NR
435	288	NR	565	873	NR	695	152	NR	825	3	NR	955	0	NR
440	416	NR	570	907	NR	700	131	NR	830	3	NR	960	0	NR
445	566	NR	575	938	NR	705	112	NR	835	3	NR	965	0	NR
450	810	NR	580	965	NR	710	96	NR	840	2	NR	970	0	NR
455	669	NR	585	986	NR	715	81	NR	845	2	NR	975	0	NR
460	338	NR	590	997	NR	720	69	NR	850	2	NR	980	0	NR
465	246	NR	595	997	NR	725	58	NR	855	1	NR	985	0	NR
470	182	NR	600	991	NR	730	49	NR	860	1	NR	990	0	NR
475	115	NR	605	968	NR	735	42	NR	865	1	NR	995	0	NR
480	97	NR	610	939	NR	740	37	NR	870	1	NR	1000	0	NR
485	103	NR	615	896	NR	745	32	NR	875	1	NR			

Summary

$R_f = 76.6$
 $R_g = 95.4$
 $CIE R_a = 73.9$
 $R_g = -18.0$



Color Vector Graphics

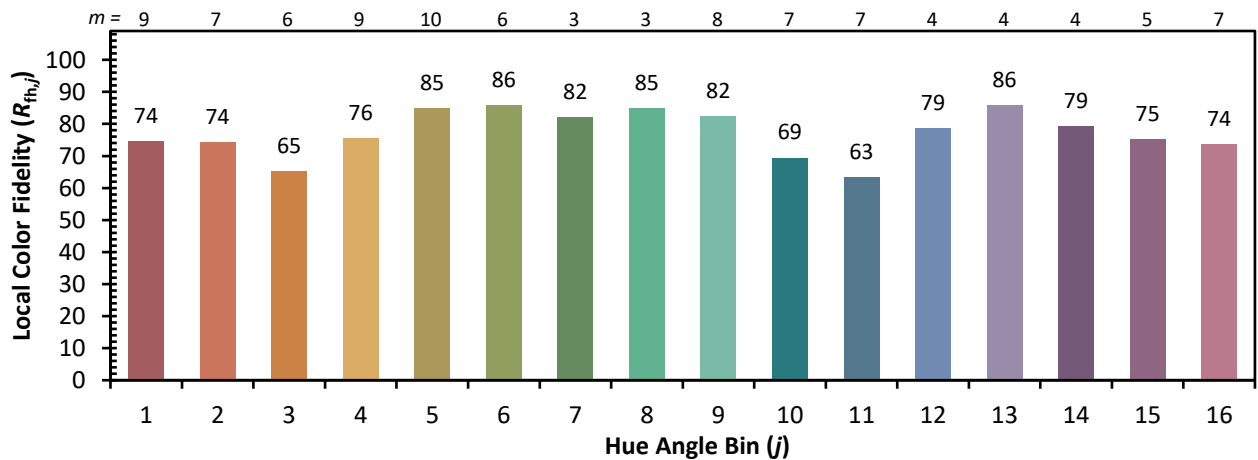


Individual Sample Fidelity Index ($R_{f,i}$)

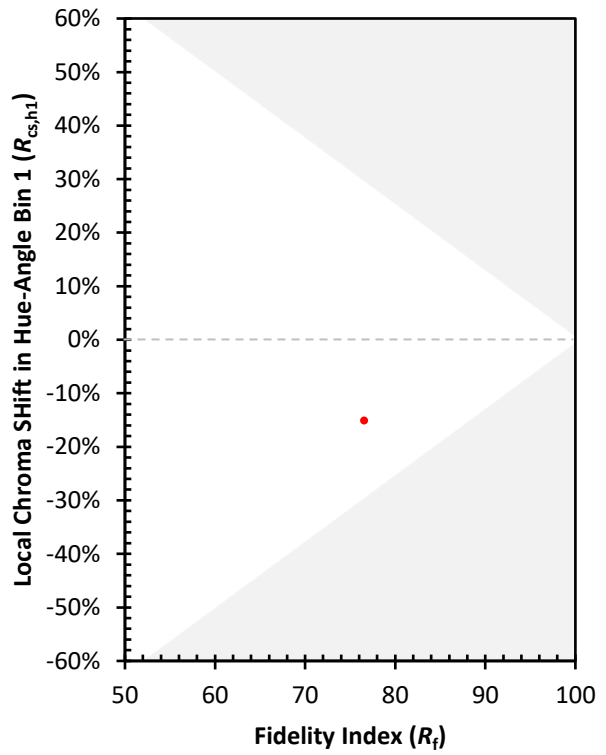
CES01 = 86	CES26 = 67	CES51 = 88	CES76 = 56
CES02 = 62	CES27 = 89	CES52 = 88	CES77 = 75
CES03 = 31	CES28 = 83	CES53 = 78	CES78 = 60
CES04 = 70	CES29 = 69	CES54 = 86	CES79 = 85
CES05 = 48	CES30 = 83	CES55 = 85	CES80 = 82
CES06 = 51	CES31 = 72	CES56 = 75	CES81 = 78
CES07 = 41	CES32 = 65	CES57 = 75	CES82 = 92
CES08 = 40	CES33 = 78	CES58 = 76	CES83 = 90
CES09 = 29	CES34 = 74	CES59 = 87	CES84 = 88
CES10 = 75	CES35 = 86	CES60 = 91	CES85 = 79
CES11 = 58	CES36 = 93	CES61 = 84	CES86 = 72
CES12 = 64	CES37 = 81	CES62 = 88	CES87 = 79
CES13 = 43	CES38 = 92	CES63 = 74	CES88 = 82
CES14 = 74	CES39 = 96	CES64 = 69	CES89 = 72
CES15 = 71	CES40 = 92	CES65 = 66	CES90 = 82
CES16 = 47	CES41 = 93	CES66 = 62	CES91 = 79
CES17 = 50	CES42 = 83	CES67 = 60	CES92 = 63
CES18 = 56	CES43 = 79	CES68 = 68	CES93 = 77
CES19 = 72	CES44 = 99	CES69 = 76	CES94 = 56
CES20 = 65	CES45 = 86	CES70 = 61	CES95 = 70
CES21 = 86	CES46 = 83	CES71 = 55	CES96 = 79
CES22 = 79	CES47 = 85	CES72 = 85	CES97 = 85
CES23 = 92	CES48 = 78	CES73 = 53	CES98 = 78
CES24 = 91	CES49 = 81	CES74 = 95	CES99 = 68
CES25 = 72	CES50 = 88	CES75 = 57	



Color Rendition by Hue-Angle Bin



Measure Comparisons



(END OF REPORT)